
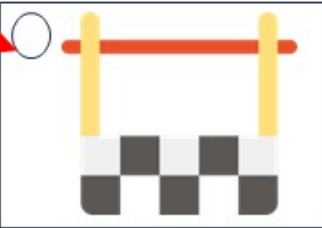




# ANSWERS

## INE WORD FAMILY

Instructions: Match the word to the correct image.

<input type="checkbox"/> line	<input type="checkbox"/>	
<input type="checkbox"/> pine	<input type="checkbox"/>	
<input type="checkbox"/> fine	<input type="checkbox"/>	
<input type="checkbox"/> mine	<input type="checkbox"/>	

Red arrows indicate the correct matches: 'line' to the construction worker, 'pine' to the pine cone, 'fine' to the barrier, and 'mine' to the mine entrance.

How Did You Do? 😊 😐 😞