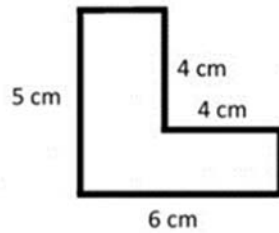


NAME: _____

FINDING AREA OF IRREGULAR SHAPES

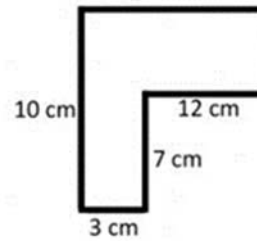
Find the area of the composite figures below (Not to Scale)

1.



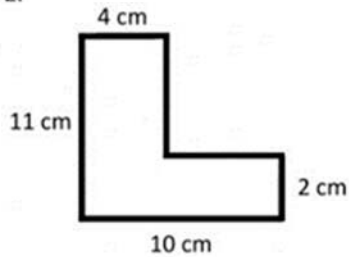
Answer: 14 cm^2

4.



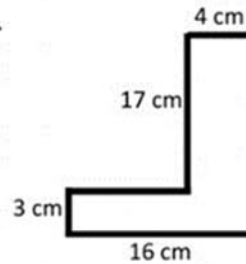
Answer: 66 cm^2

2.



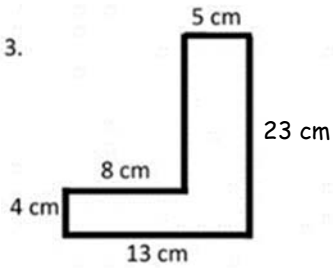
Answer: 56 cm^2

5.



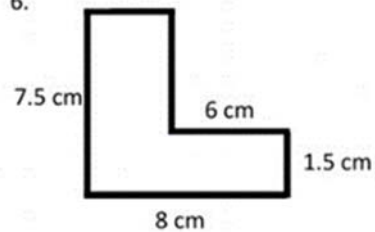
Answer: 116 cm^2

3.



Answer: 147 cm^2

6.



Answer: 24 cm^2

How Did You Do? 😊 😐 😞