

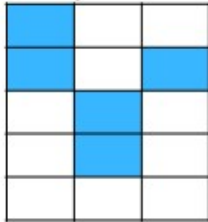
ANSWERS

PERCENT OF SHAPES

Instructions: Determine the percentage that the shaded area represents for each diagram. Use the given formula.

$$\text{Formula: } \frac{\text{Shaded parts}}{\text{Total parts}} \times 100 =$$


1. Square



▪ Calculation: $\frac{5}{15} \times 100 = 33.3\%$

▪ Answer: 33.3 %


2. Square



▪ Calculation: $\frac{10}{15} \times 100 = 66.6\%$

▪ Answer: 66.6 %

3. Square



▪ Calculation: $\frac{8}{15} \times 100 = 53.3\%$

▪ Answer: 53.3 %

How Did You Do? 😊 😐 😞