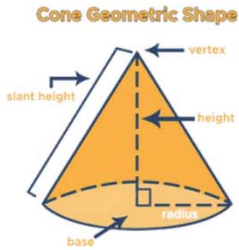


Name :

Class :

Surface Area of Cones

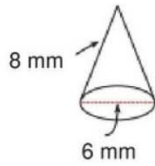


The Surface area of a cone is the total area covered by its surface these formula as given in figure.

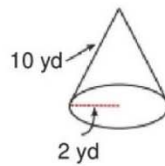
A Closed Cone	An Open Cone
Area $\pi r (r + \sqrt{r^2 + h^2})$	Area $\pi r \sqrt{r^2 + h^2}$

Find the surface area of each figure. Round answers to the nearest hundredth, if necessary.

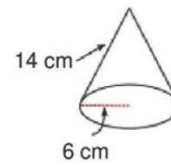
1)



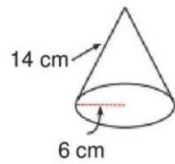
2)



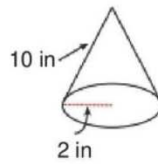
3)



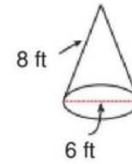
4)



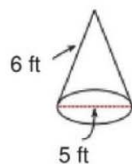
5)



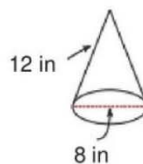
6)



7)



8)



9)

