

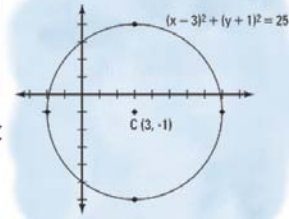
Name :

Class :



Graphing circle

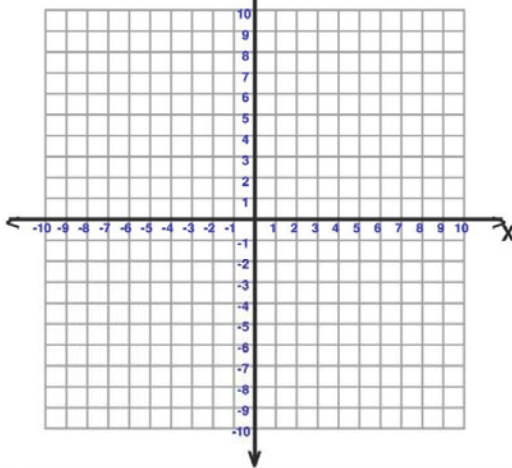
A circle graph is the intersection graph of a set of chords of a circle.



Identify the center and radius of each. Then sketch the graph.

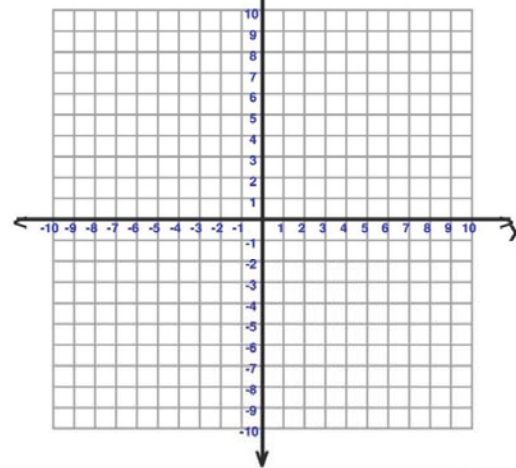
1) $(x+1)^2 + (y-2)^2 = 36$

Center _____ Radius _____



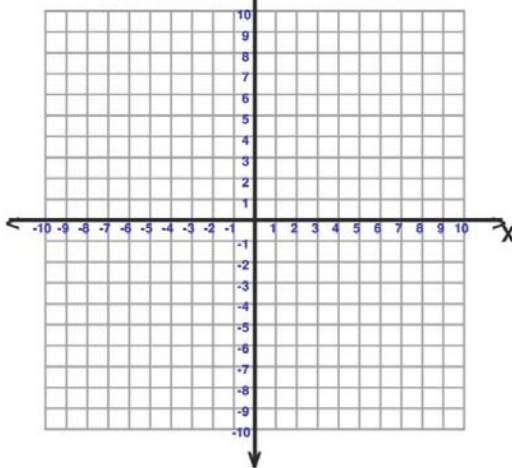
2) $(x-1)^2 + (y-4)^2 = 4$

Center _____ Radius _____



3) $(x-4)^2 + (y-3)^2 = 16$

Center _____ Radius _____



4) $x^2 + (y+1)^2 = 49$

Center _____ Radius _____

