

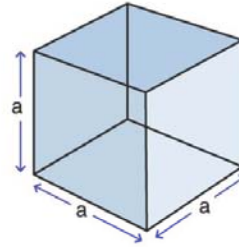
Name :

Class :

Surface Area of Cubes



The surface Area of a cube is the total area of the outside surfaces of the cube and is given by $A = 6a^2$ where a is the edge.

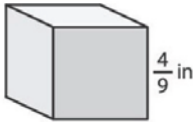


$$SA = 6a^2$$

here,
 $a = \text{edge}$

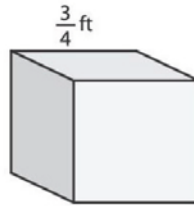
Find the surface area of each Cube

1



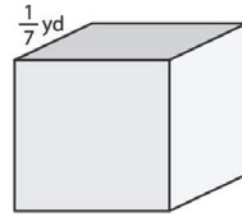
SA=

2



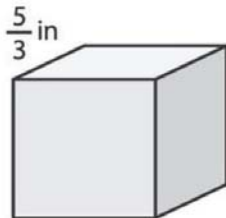
SA=

3



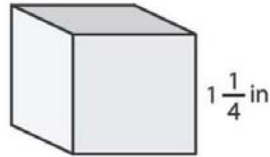
SA=

4



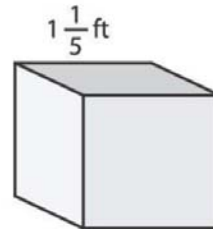
SA=

5



SA=

6



SA=

7 If the side length of cube is $\frac{3}{4}$ feet, find the surface area of cube

SA=

8 Find the surface area of the cube if side length of a cube is $\frac{5}{8}$ yards

SA=