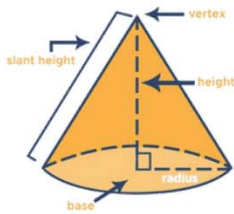


Name :

Class :

Surface Area of Cones

Cone Geometric Shape

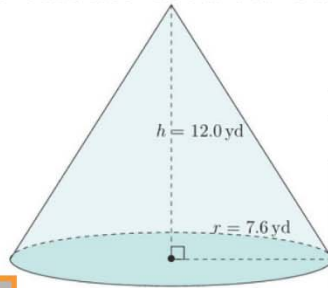


The Surface area of a cone is the total area covered by its surface these formula as given in figure.

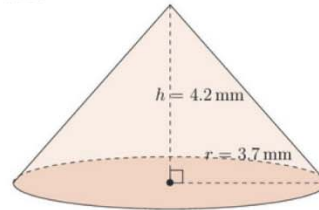
A Closed Cone	An Open Cone
<p>Diagram of a closed cone with height h and radius r.</p>	<p>Diagram of an open cone with height h and radius r.</p>
Area $\pi r (r + \sqrt{r^2 + h^2})$	Area $\pi r \sqrt{r^2 + h^2}$

Calculate the surface area for each cone.

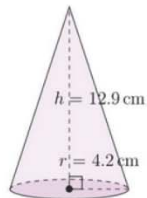
1)



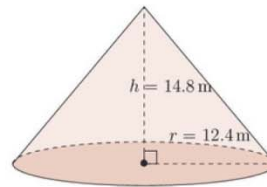
2)



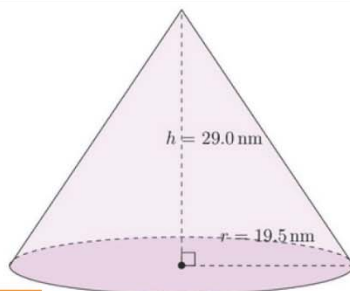
3)



4)



5)



6)

