

NAME: \_\_\_\_\_

## 3D SHAPES WORKSHEET

Answer the questions of each figure in 3D.

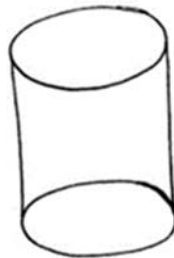


Cone

Faces: \_\_\_\_\_

Edges: \_\_\_\_\_

Vertices: \_\_\_\_\_

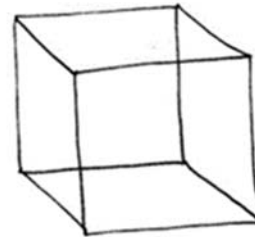


Cylinder

Faces: \_\_\_\_\_

Edges: \_\_\_\_\_

Vertices: \_\_\_\_\_

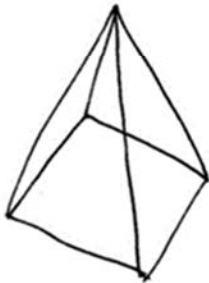


Cube

Faces: \_\_\_\_\_

Edges: \_\_\_\_\_

Vertices: \_\_\_\_\_

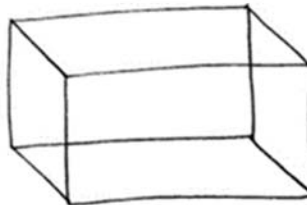


Pyramid

Faces: \_\_\_\_\_

Edges: \_\_\_\_\_

Vertices: \_\_\_\_\_



Rectangular Prism

Faces: \_\_\_\_\_

Edges: \_\_\_\_\_

Vertices: \_\_\_\_\_



Sphere

Faces: \_\_\_\_\_

Edges: \_\_\_\_\_

Vertices: \_\_\_\_\_

How Did You Do? 😊 😐 😞