

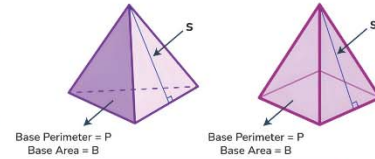
Name :

Class :

Surface Area of Pyramids

The surface area of a pyramid is the sum of the areas of all faces of a pyramid. Use this formula: $SA = B + \frac{1}{2} \times P \times l$, where B is the area of the pyramid's base, P is the perimeter of the base, and l is the slant length of the lateral sides.

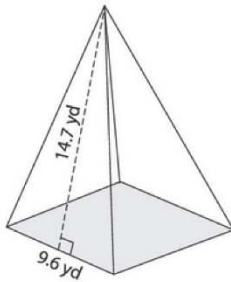
Surface Area of Pyramid



$$\text{Lateral Surface Area (LSA)} = \frac{1}{2} P s$$
$$\text{Total Surface Area (TSA)} = \frac{1}{2} P s + B$$

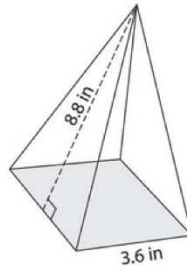
Find the surface area of each square pyramid

1)



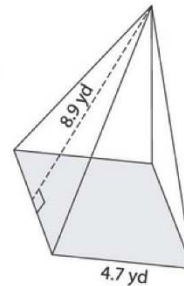
SA=

2)



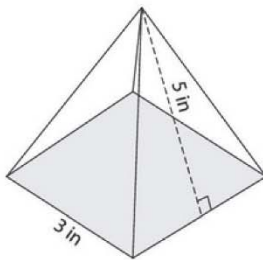
SA=

3)



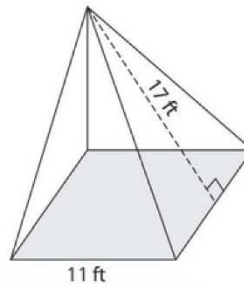
SA=

4)



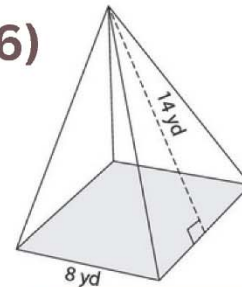
SA=

5)



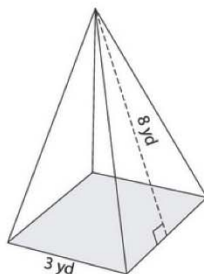
SA=

6)



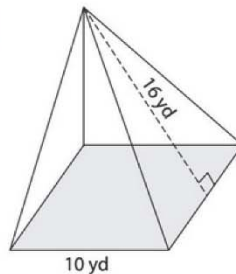
SA=

7)



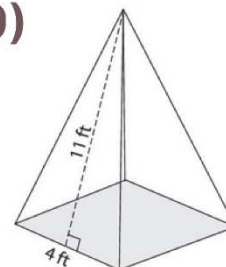
SA=

8)



SA=

9)



SA=