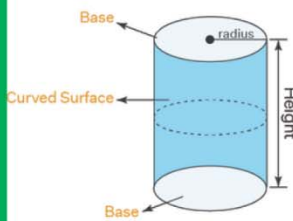


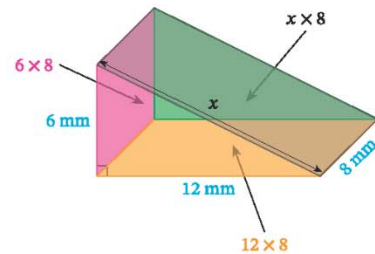
Name :

Class :

Surface Area of Prisms and Cylinders

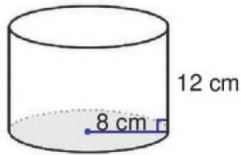


The formula for the surface area of a prism is $SA=2B+ph$ and The formula for the surface area of a cylinder = $2\pi r + h$.



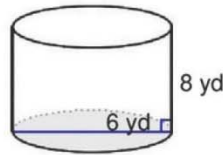
Find the surface area of each figure

1)



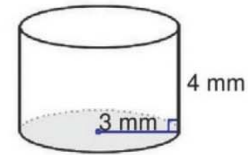
$$1005.31\text{cm}^2$$

2)



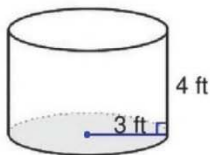
$$207.35\text{yd}^2$$

3)



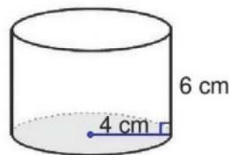
$$131.95\text{mm}^2$$

4)



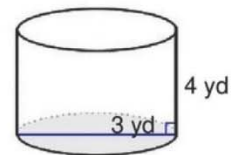
$$131.95\text{ft}^2$$

5)



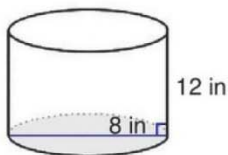
$$251.33\text{cm}^2$$

6)



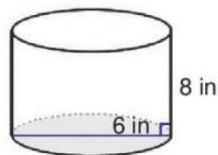
$$51.84\text{yd}^2$$

7)



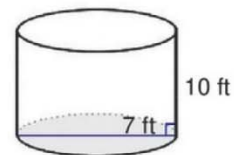
$$402.12\text{in}^2$$

8)



$$207.35\text{in}^2$$

9)



$$296.88\text{ft}^2$$