

Name :

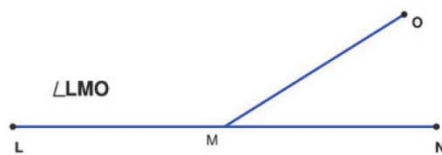
Class :



Measuring Angles

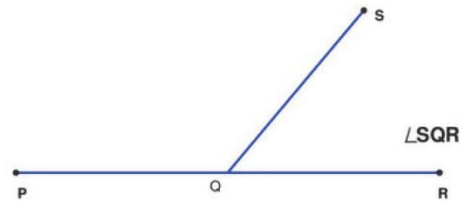
Measure the Angle to the Nearest Degree

1)



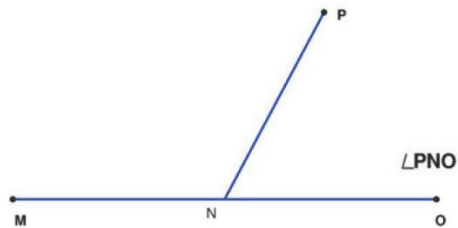
Angle LMO = 148°

2)



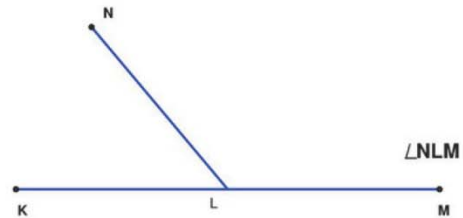
Angle SQR = 50°

3)



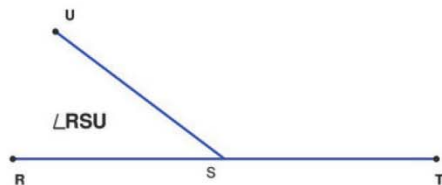
Angle PNO = 62°

4)



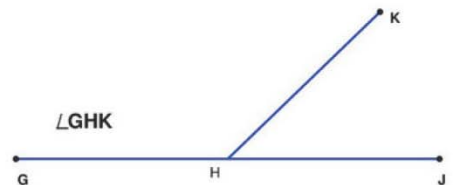
Angle NLM = 130°

5)



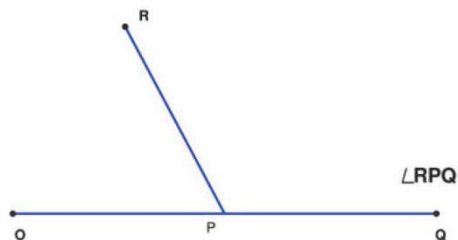
Angle RSU = 37°

6)



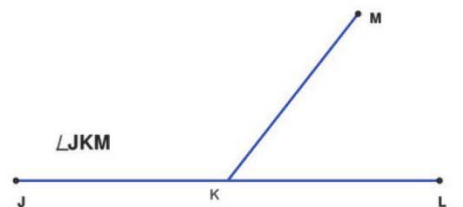
Angle GHK = 136°

7)



Angle RPQ = 118°

8)



Angle JKM = 128°