

Name _____

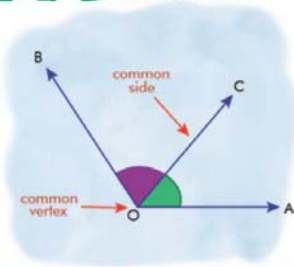
Name :

Class :



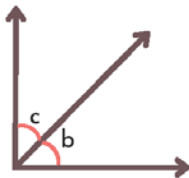
Adjacent Angles

A pair of angles that share a common vertex and a common arm (but do not overlap).

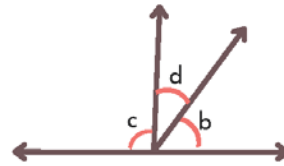


A State whether the indicated angle pairs are adjacent or not

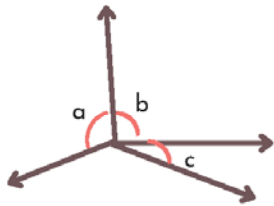
1)



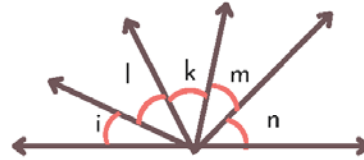
2)



3)

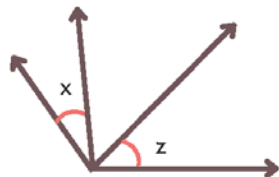


4)

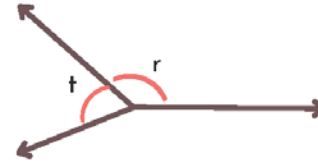


B Identify the two pairs of adjacent angles in each figure

1



2



C In which of the following figures are the angles 1, 2 are adjacent

