

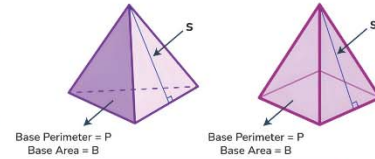
Name :

Class :

# Surface Area of Pyramids

The surface area of a pyramid is the sum of the areas of all faces of a pyramid. Use this formula:  $SA = B + \frac{1}{2} \times P \times l$ , where  $B$  is the area of the pyramid's base,  $P$  is the perimeter of the base, and  $l$  is the slant length of the lateral sides.

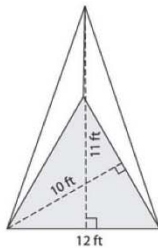
Surface Area of Pyramid



Lateral Surface Area (LSA) =  $\frac{1}{2} P s$   
 Total Surface Area (TSA) =  $\frac{1}{2} P s + B$

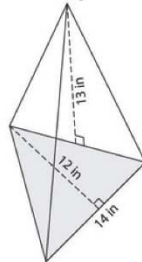
Find the surface area of each triangular pyramid. Round answers to the nearest hundredth, if necessary.

1)



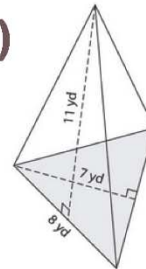
SA=

2)



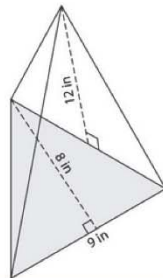
SA=

3)



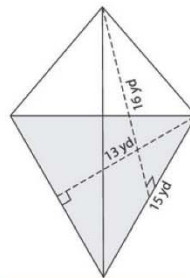
SA=

4)



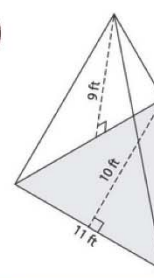
SA=

5)



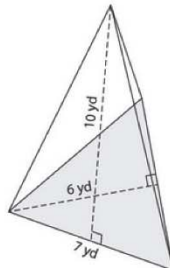
SA=

6)



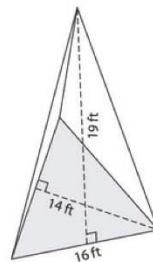
SA=

7)



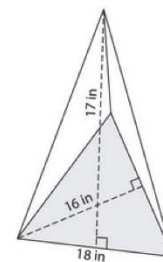
SA=

8)



SA=

9)



SA=