

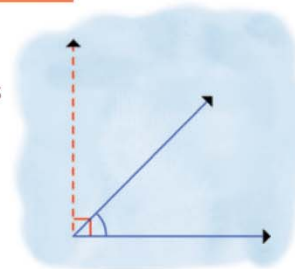
Name :

Class :

Estimating Angle



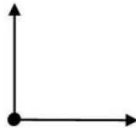
Estimating an angle means trying to guess at the measurement of the angle.



Find estimating of the size of the angles shown.

1)

- a. 180°
- b. 10°
- c. 90°
- d. 35°



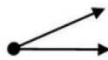
2)

- a. 90°
- b. 180°
- c. 100°
- d. 45°



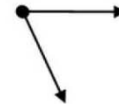
3)

- a. 30°
- b. 65°
- c. 180°
- d. 90°



4)

- a. 80°
- b. 45°
- c. 120°
- d. 5°



5)

- a. 100°
- b. 5°
- c. 45°
- d. 80°



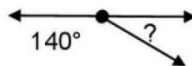
6)

- a. 180°
- b. 110°
- c. 90°
- d. 135°



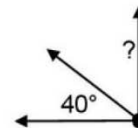
7)

- a. 25°
- b. 90°
- c. 40°
- d. 15°



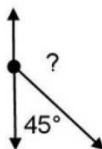
8)

- a. 50°
- b. 90°
- c. 5°
- d. 180°



9)

- a. 120°
- b. 135°
- c. 20°
- d. 95°



10)

- a. 25°
- b. 120°
- c. 65°
- d. 30°

