

Name _____

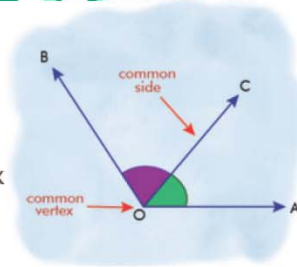
Name :

Class :



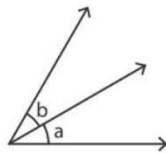
Adjacent Angles

A pair of angles that share a common vertex and a common arm (but do not overlap).

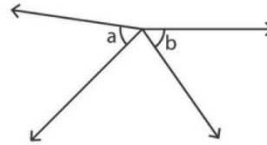


A) State whether the indicated angle pairs are adjacent or not.

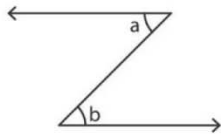
1)



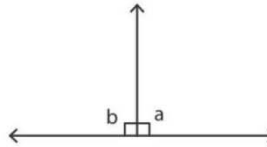
2)



3)

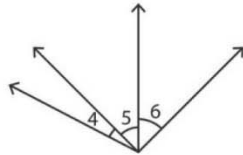


4)

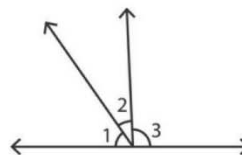


B) Identify the two pairs of adjacent angles in each figure.

1)

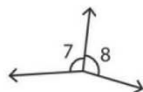


2)

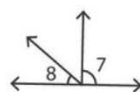


C) 1) In which of the following figures are the angles 7 and 8 adjacent?

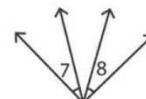
i)



ii)



iii)



2) Identify the arm common to the adjacent angles in the figure.

i) \overrightarrow{WT}

ii) \overrightarrow{WU}

