

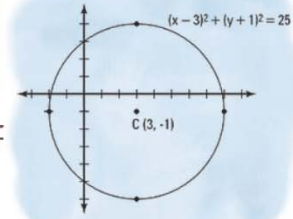
Name :

Class :



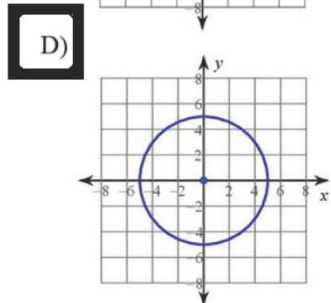
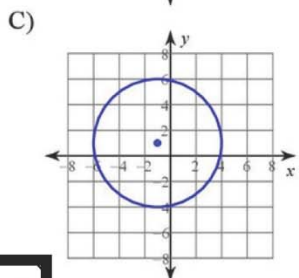
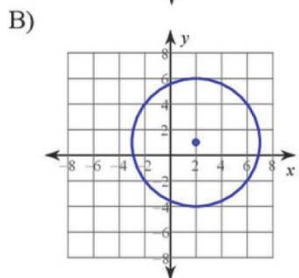
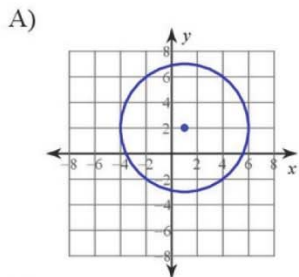
Graphing circle

A circle graph is the intersection graph of a set of chords of a circle.



Graph each equation

1) $x^2 + y^2 = 25$



2) $x^2 + y^2 = 36$

