

Name :

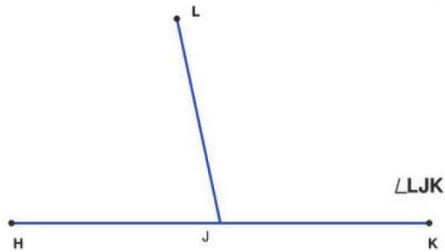
Class :



# Measuring Angles

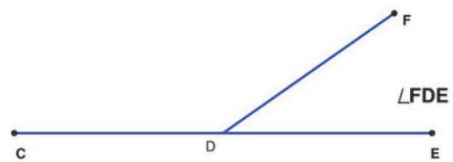
Measure the Angle to the Nearest Degree

1 )



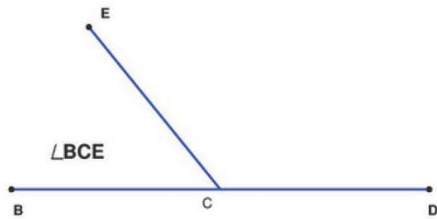
Angle LJK = \_\_\_\_\_

2 )



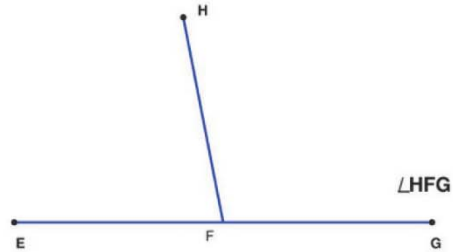
Angle FDE = \_\_\_\_\_

3 )



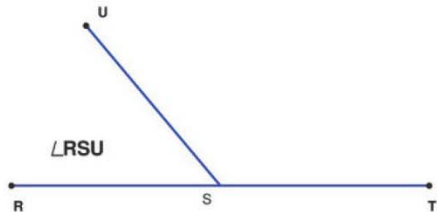
Angle BCE = \_\_\_\_\_

4 )



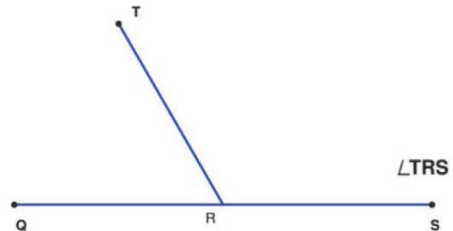
Angle HFG = \_\_\_\_\_

5 )



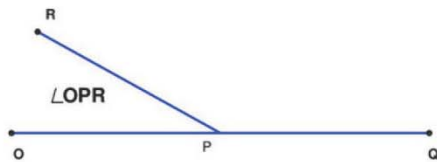
Angle RSU = \_\_\_\_\_

6 )



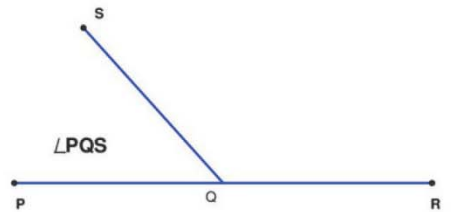
Angle TRS = \_\_\_\_\_

7 )



Angle OPR = \_\_\_\_\_

8 )



Angle PQS = \_\_\_\_\_