

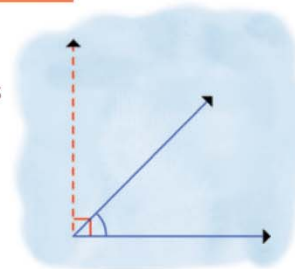
Name :

Class :

Estimating Angle

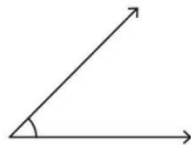


Estimating an angle means trying to guess at the measurement of the angle.



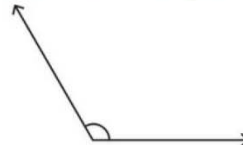
Choose the best estimate for the measure of each angle.

1)



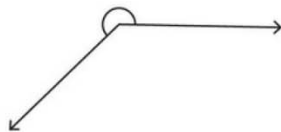
- a) 30° approx
- b) 45° approx
- c) 50° approx

2)



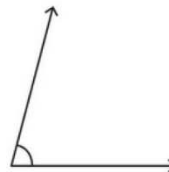
- a) 100° approx
- b) 110° approx
- c) 120° approx

3)



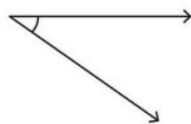
- a) 255° approx
- b) 225° approx
- c) 260° approx

4)



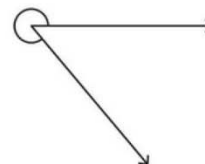
- a) 75° approx
- b) 85° approx
- c) 90° approx

5)



- a) 35° approx
- b) 20° approx
- c) 50° approx

6)



- a) 50° approx
- b) 280° approx
- c) 310° approx