

Name _____

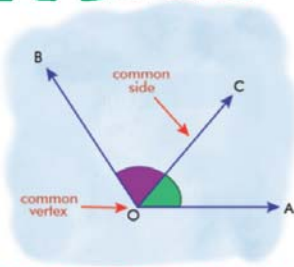
Name :

Class :



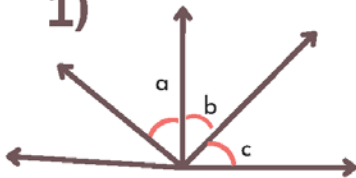
Adjacent Angles

A pair of angles that share a common vertex and a common arm (but do not overlap).

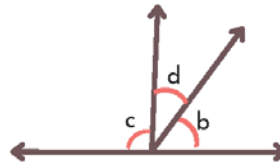


A Identify the two pairs of adjacent angles in each figure

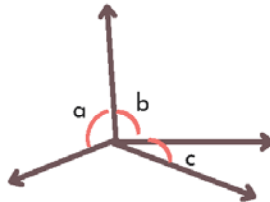
1)



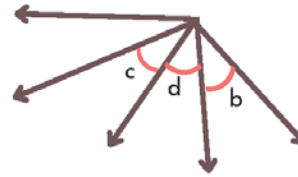
2)



3)

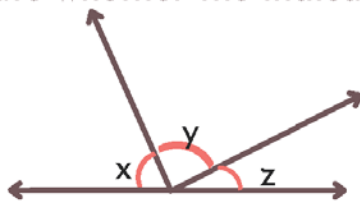


4)

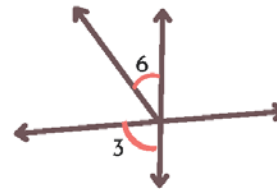


B State whether the indicated angle pairs are adjacent or not

1

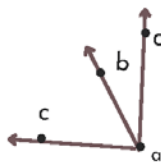


2



C Identify the arm common to adjacent angles in each figure

1



2

