

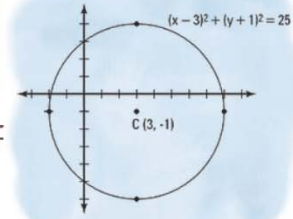
Name :

Class :



Graphing circle

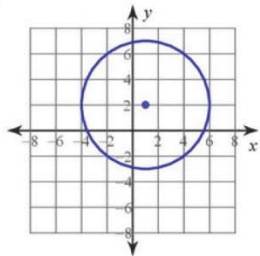
A circle graph is the intersection graph of a set of chords of a circle.



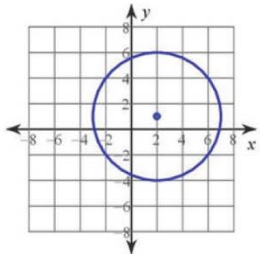
Graph each equation

1)

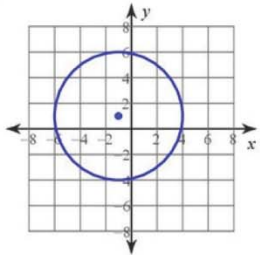
$x^2 + y^2 = 25$
A)



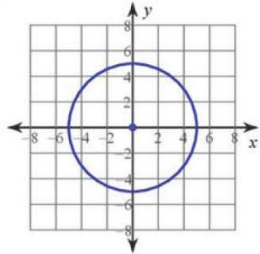
B)



C)

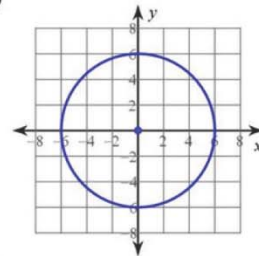


D)

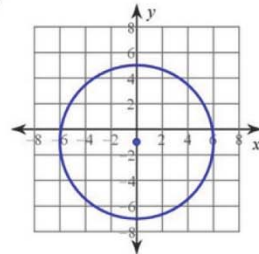


2)

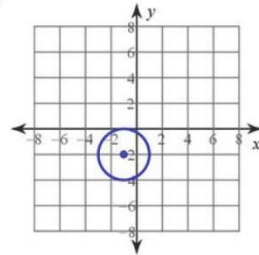
$x^2 + y^2 = 36$
A)



B)



C)



D)

