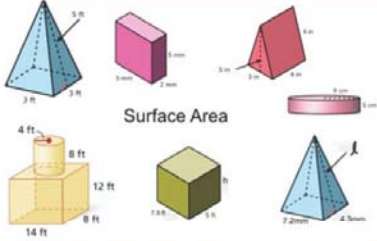


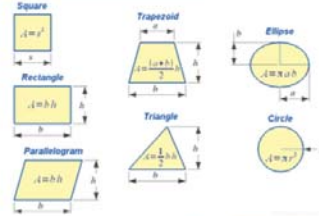
Name :

Class :

## Surface Area of Composite Figures

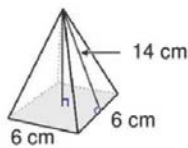


The area of composite figures is the area that is covered by any composite shape.



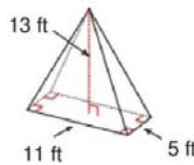
Find the surface area of each Composite figure.

1)



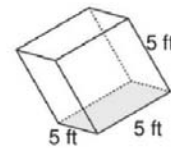
204.00 cm<sup>2</sup>

2)



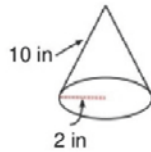
271.20 ft<sup>2</sup>

3)



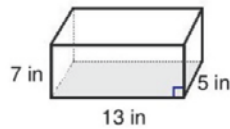
150.00 ft<sup>2</sup>

4)



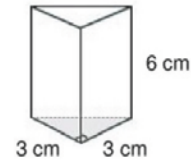
75.40 in<sup>2</sup>

5)



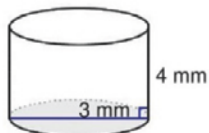
382.00 in<sup>2</sup>

6)



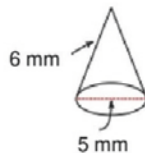
70.46 cm<sup>2</sup>

7)



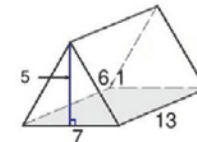
51.84 mm<sup>2</sup>

8)



66.76 mm<sup>2</sup>

9)



284.60<sup>2</sup>