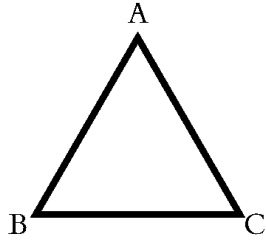



Name \_\_\_\_\_

## Type of Angles

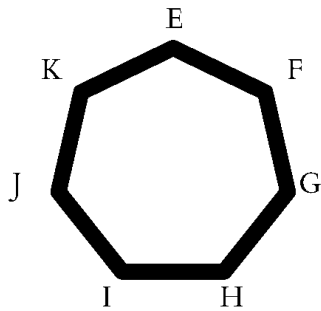
Identify the type of each indicated angle.



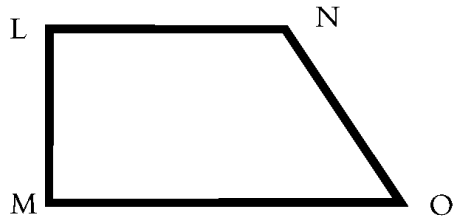
$\angle ABC$  is \_\_\_\_\_



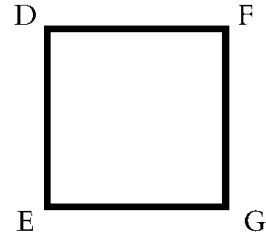
$\angle BDE$  is \_\_\_\_\_



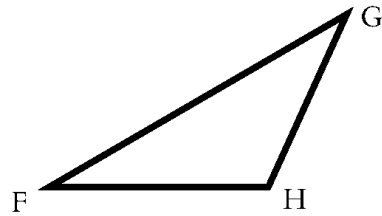
$\angle IHG$  is \_\_\_\_\_



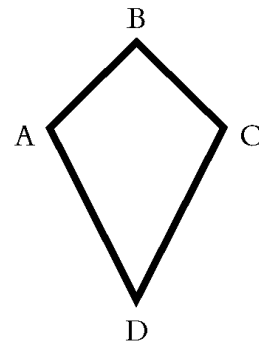
$\angle LNO$  is \_\_\_\_\_




$\angle DFG$  is \_\_\_\_\_



$\angle GHF$  is \_\_\_\_\_



$\angle ADC$  is \_\_\_\_\_



$\angle RSQ$  is \_\_\_\_\_