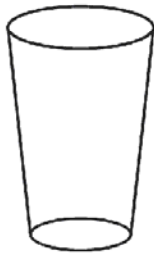


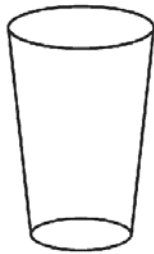
Name _____

Capacity

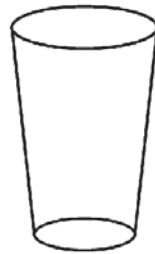
Draw a line on each glass to show the water level.



Half Full



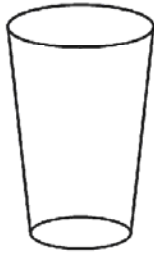
Nearly Empty



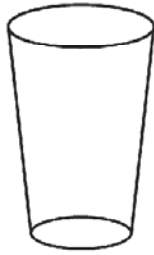
Nearly Full



Full



Nearly Full



Half Full



Full



Nearly Empty



Nearly Empty



Nearly Full



Full



Half Full