

















Name _____

Graduated Cylinders

Calculate the total reading of graduated cylinder in each set.

1)					1200 mL
2)					1000 mL
3)					1500 mL
4)					1150 mL