


Name _____

Liquid Measurements


- 1) If we add 300mL of liquid in each container.
What will be the new reading?



1400 mL



1900 mL




1500 mL




900 mL


- 2) If we remove 200mL of liquid in each container.
What will be the new reading?



1600 mL



800 mL




1000 mL




300 mL


- 3) How much liquid required to fill each container
up to 1500mL?




500 mL



1000 mL



300 mL



2100 mL