

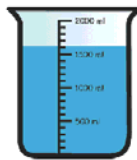
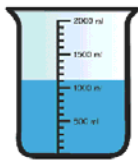


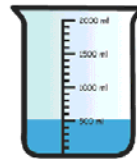
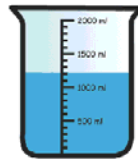
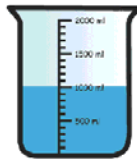
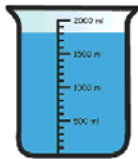
Name _____

Liquid Measurements

- 1) If we add 300mL of liquid in each container.
What will be the new reading?



- 2) If we remove 200mL of liquid in each container.
What will be the new reading?



- 3) How much liquid required to fill each container
up to 1500mL?

