

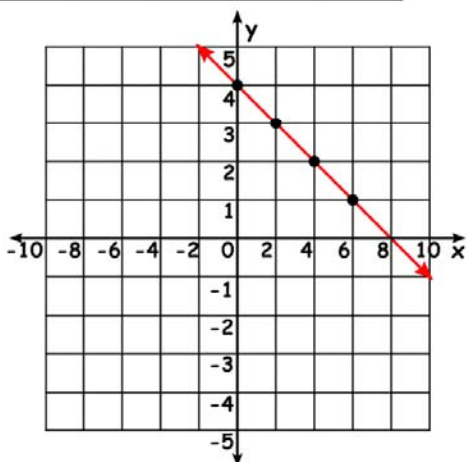
Name \_\_\_\_\_

# Graphing Lines

Write the missing values and graph the line

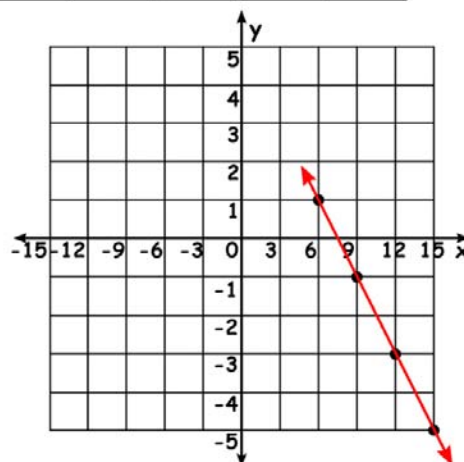
1)  $x + 2y = 8$

x	0	2	4	6
y	4	3	2	1



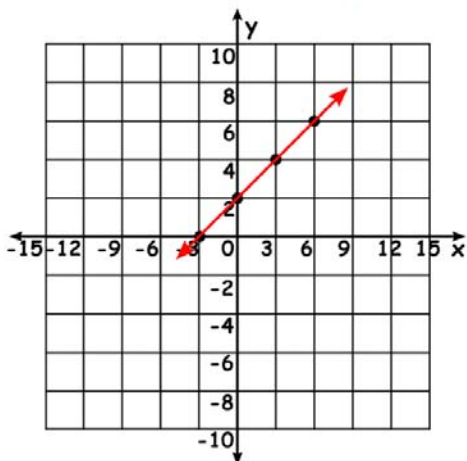
2)  $2x + 3y = 15$

x	6	9	12	15
y	1	-1	-3	-5



3)  $2x - 3y = -6$

x	-3	0	3	6
y	0	2	4	6



4)  $2x - y = -1$

x	-1	-2	-3	-4
y	1	3	5	7

