

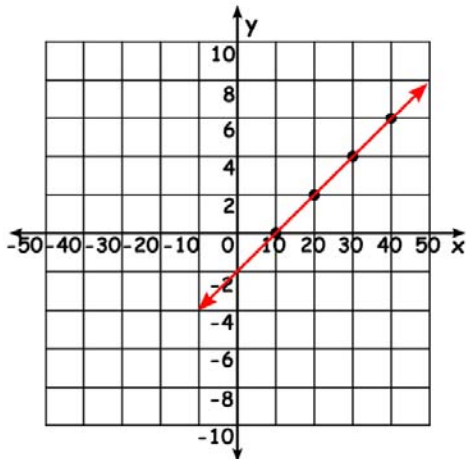
Name \_\_\_\_\_

# Graphing Lines

Write the missing values and graph the line

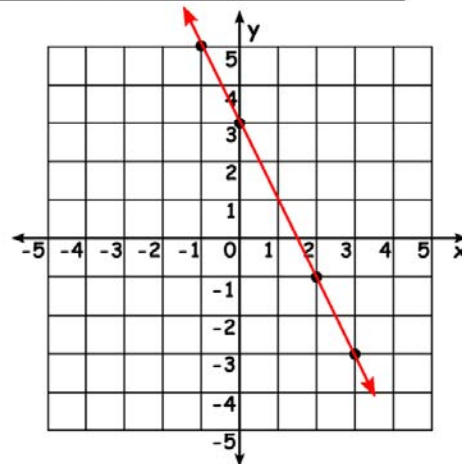
1)  $x + 5y = 10$

x	10	20	30	40
y	0	2	4	6



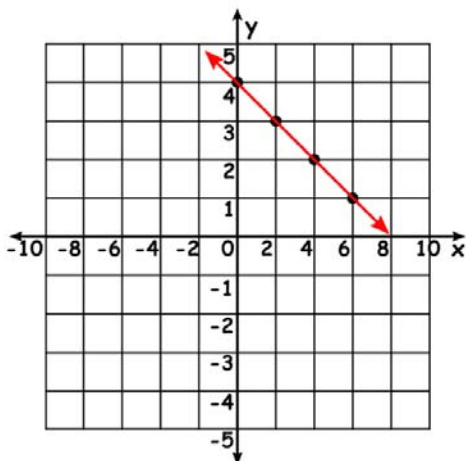
2)  $10x + 5y = 15$

x	-1	0	2	3
y	5	3	-1	-3



3)  $x - 2y = 8$

x	6	4	2	0
y	1	2	3	4



4)  $x - 4y = 12$

x	8	4	0	-4
y	1	2	3	4

