




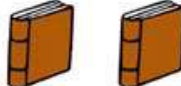

Name _____

NAME: _____

TALLY MARKS

Review the chart, then drag and drop the correct tally mark for each set of pictures.

| | | | |
|---|------|----|------|
| 1 | I | 6 | I |
| 2 | II | 7 | II |
| 3 | III | 8 | III |
| 4 | IIII | 9 | IIII |
| 5 | | 10 | |

| | |
|---|-------------------------------------|
|  | <input type="text" value=" I"/> |
|  | <input type="text" value=" "/> |
|  | <input type="text" value=" "/> |
|  | <input type="text" value=" "/> |
|  | <input type="text" value="IIII"/> |

| | | |
|-----------------------------------|----------------------------------|-------------------------------------|
| <input type="text" value="IIII"/> | <input type="text" value=" "/> | <input type="text" value=" I"/> |
| <input type="text" value=" "/> | <input type="text" value=" "/> | |

QUALIFICATION: 😊 😐 ☹️

Answer Key