





















NAME: _____

BASE TEN BLOCKS WORKSHEETS

Comparing Numbers Using Base Ten Write the number in the blank. Write $<$, $>$, $=$ in the circle.

	—	$<$	—	
	—	$>$	—	
	—	$=$	—	
	—	$>$	—	
	—	$>$	—	
	—	$>$	—	
	—	$<$	—	
	—	$>$	—	
	—	$>$	—	
	—	$<$	—	

How Did You Do? 😊 😐 😞